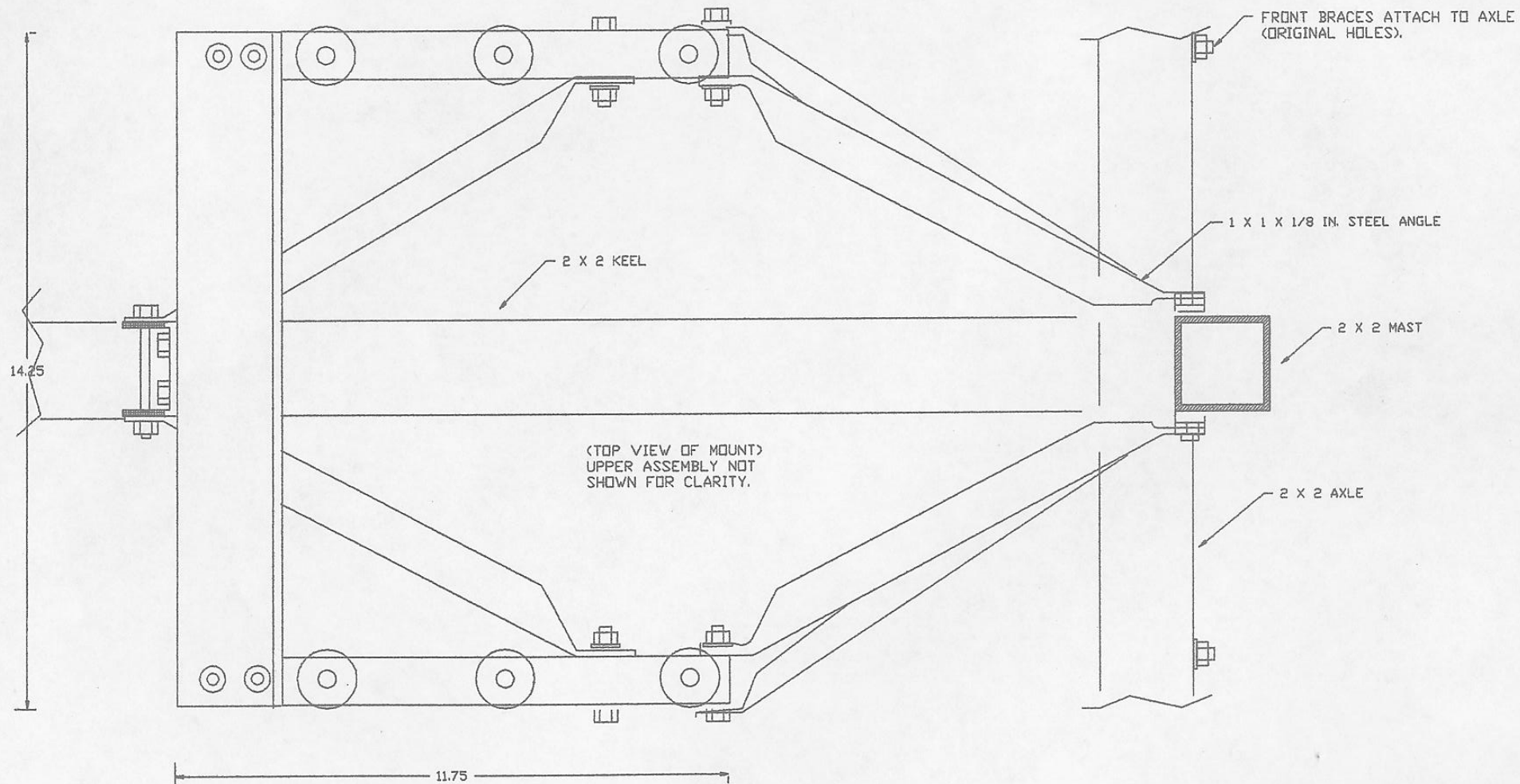


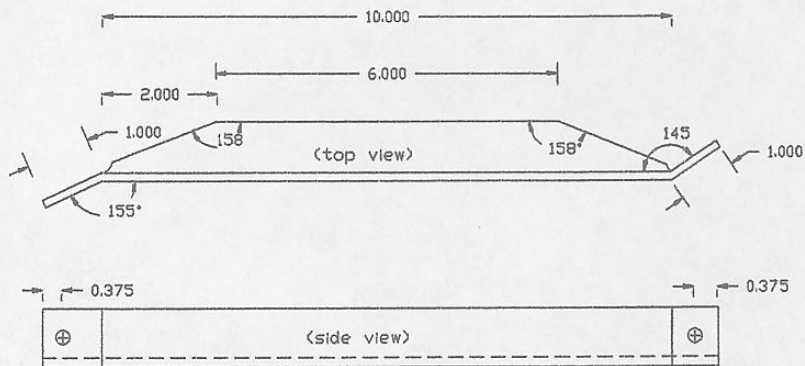
		DATE	ROTARY FLIGHT INTERNATIONAL SUITE 281 5555 ZUNI S.E. ALBUQUERQUE, NM 87108	
DRAWN	D. PARHAM	5-14-96	BENSEN ENGINE MOUNT ASSEMBLY	
CHECKED				
DESIGNER	D. PARHAM	5-14-96	DWG# EJ22M-A1	
SHEET#	1 OF 2			



		DATE	ROTARY FLIGHT INTERNATIONAL SUITE 281 5555 ZUNI S.E. ALBUQUERQUE, NM 87108	
DRAWN	D. PARHAM	5-14-96	BENSEN ENGINE MOUNT ASSEMBLY	
CHECKED				
DESIGNER	D. PARHAM	5-14-96	DWG# EJ22M-A1	
SHEET#	2 OF 2			

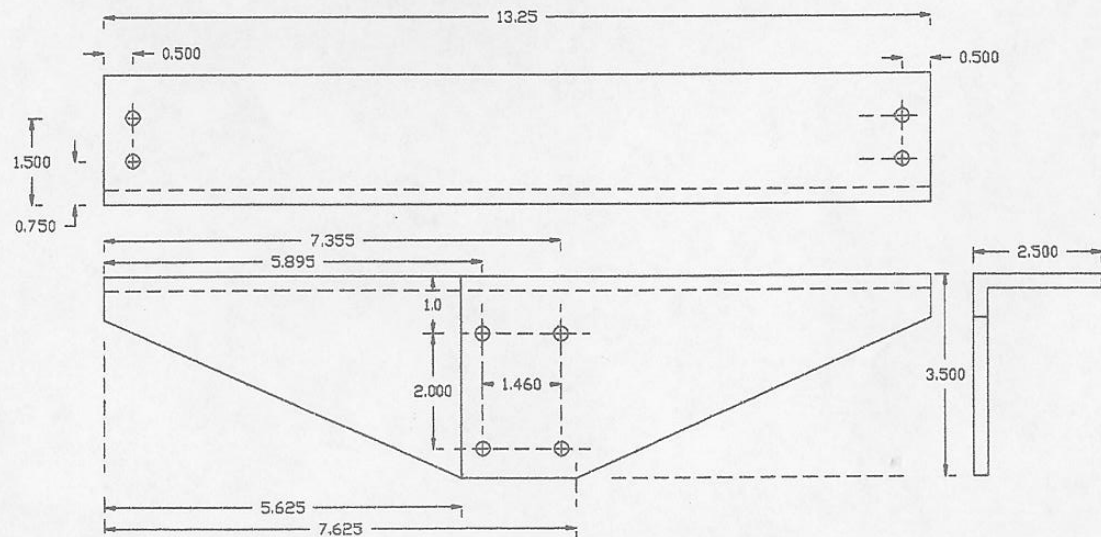
MAST MOUNTING BRACKET

FABRICATE TWO (2) EACH FROM 1 X 1 X 1/8 IN. STEEL ANGLE



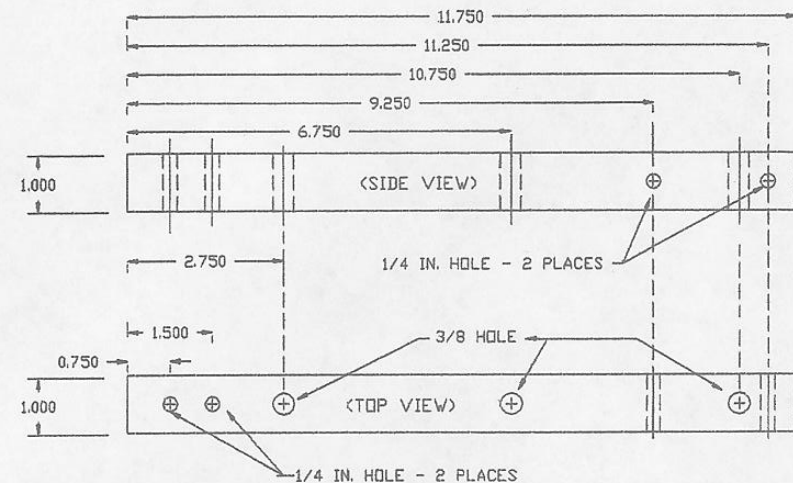
LOWER CROSS SUPPORT

FABRICATE ONE (1) EACH FROM 2-1/4 X 3-1/2 INCH 6061-T6 ANGLE



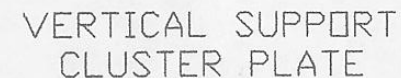
LOWER LONGITUDINAL SUPPORT

FABRICATE TWO (2) EACH FROM 1 X 1 IN. 6061-T6 BAR STOCK



		DATE	ROTARY FLIGHT INTERNATIONAL SUITE 281 5555 ZUNI S.E. ALBUQUERQUE, NM 87108	
DRAWN	D. PARHAM	5-14-96	EJ22 ENGINE MOUNT	
CHECKED				
DESIGNER	D. PARHAM	5-14-96		
SHEET#	3 OF 4	DWG#	EJ22M1	REV

FABRICATE FROM 1 X 2 X 1/8 IN. 6061-T6 CHANNEL
NOTE: CAN BE MADE FROM 2 X 2 SQUARE TUBE RIPPED IN HALF.



FABRITATE TWO (2) EACH FROM 6061-T6 1/8 IN. PLATE




FABRICATE ONE(1) EACH (MIRROR IMAGES AS SHOWN BELOW)



REAR DIAGONAL BRACE

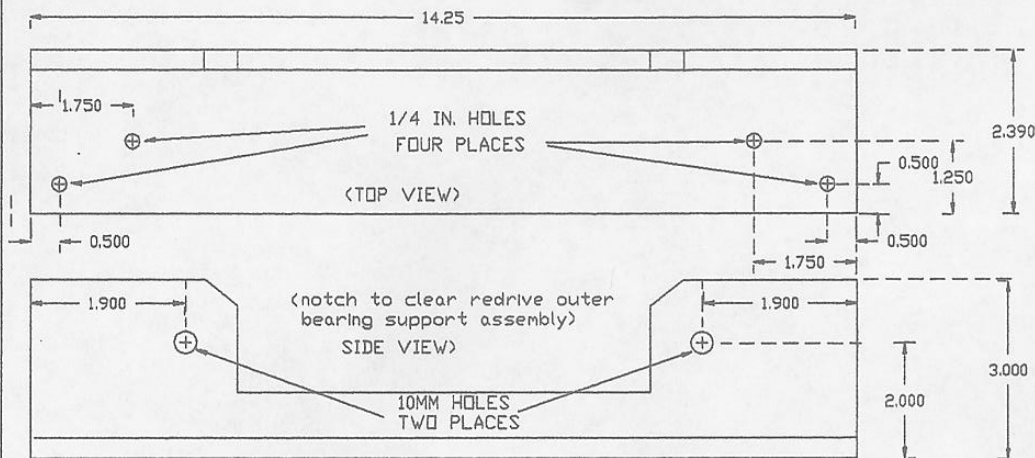
FABRICATE TWO (2) EACH FROM 1 X 1 X 1/8 IN. 6061-T6



		DATE	ROTARY FLIGHT INTERNATIONAL SUITE 281 5555 ZUNI S.E. ALBUQUERQUE, NM 87108
DRAWN	D. PARHAM	6-8-96	EJ22 ENGINE MOUNT
CHECKED			
DESIGNER	D. PARHAM	6-8-96	
			DWG#
SHEET#	4 OF 5		EJ22MT25-

UPPER MOUNT CROSS BRACE

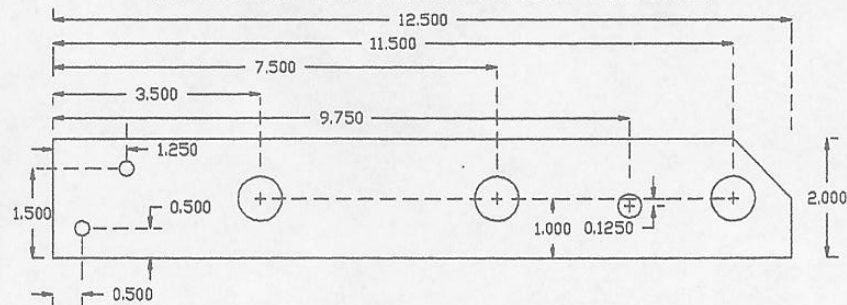
FABRICATE ONE (1) EACH FROM 3 X 3 X 3/16 6061-T6



UPPER MOUNT SUPPORT PLATE

(FABRICATE TWO (2) EACH FROM 1/2 X 2 IN. 6061-T6 BAR STOCK)

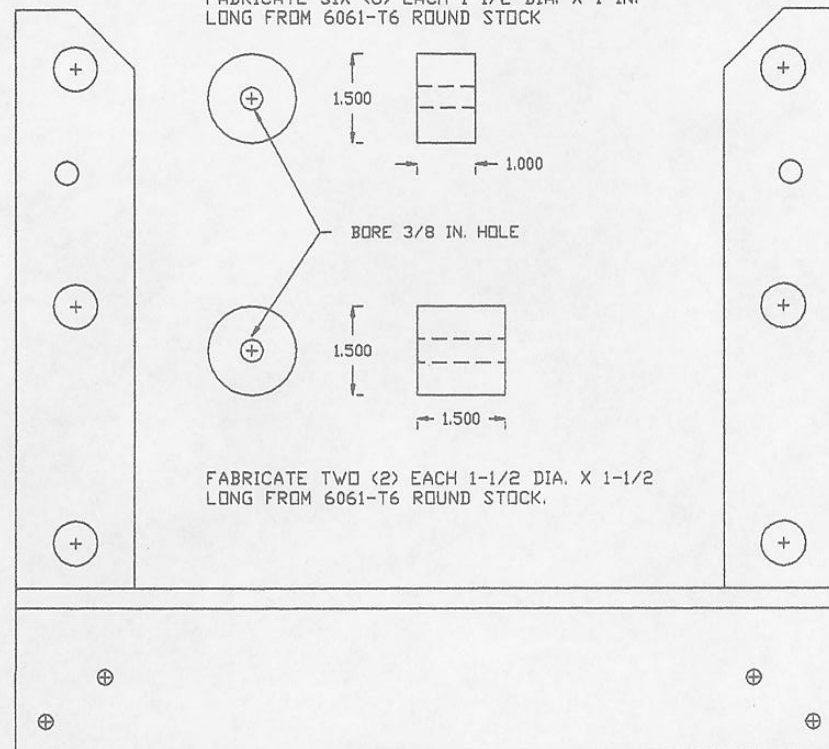
(MAKE SUPPORT PLATES MIRROR IMAGES OF EACH OTHER)



NOTE:

1. 1/4 INCH HOLE TWO (2) PLACES
2. 3/4 INCH HOLES THREE (3) PLACES
3. 10 MM HOLE ONE (1) PLACE

FABRICATE SIX (6) EACH 1-1/2 DIA. X 1 IN.
LONG FROM 6061-T6 ROUND STOCK



FABRICATE TWO (2) EACH 1-1/2 DIA. X 1-1/2
LONG FROM 6061-T6 ROUND STOCK.

UPPER MOUNT ASSEMBLY

		DATE	ROTARY FLIGHT INTERNATIONAL SUITE 281 5555 ZUNI S.E. ALBUQUERQUE, NM 87108	
DRAWN	D. PARHAM	6-8-96	UPPER MOUNT ASSEMBLY	
CHECKED				
DESIGNER	D. PARHAM	6-8-96	DWG# EJ22MT26-	
SHEET#	2 OF 6			REV

